

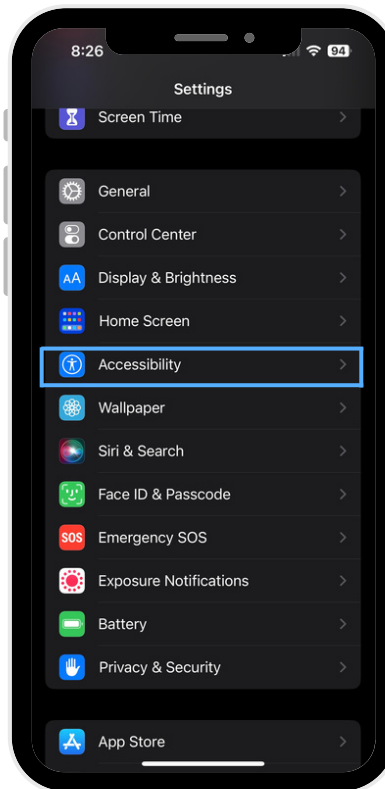
BLUETOOTH FOR IPHONE USERS

HOW TO CONNECT YOUR HEARING AIDS TO YOUR IPHONE

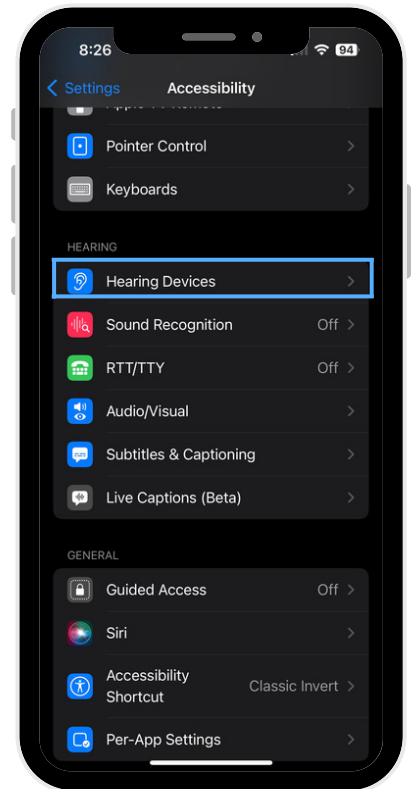
1) Go to the “**Settings**” application on your iPhone.



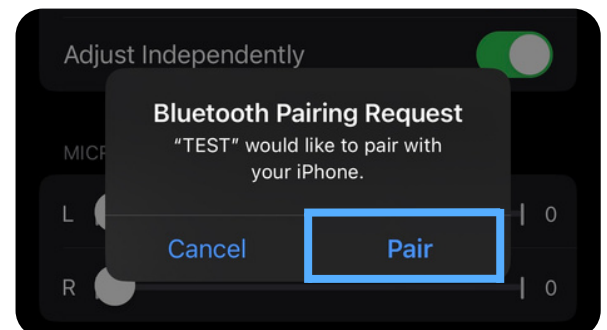
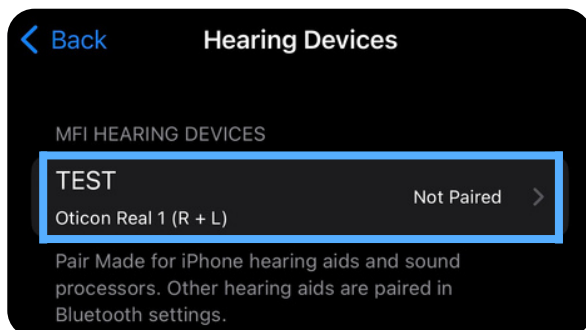
2) On the Settings Page, scroll up until you find the icon “**Accessibility.**”



3) On the Accessibility page, scroll up until you find “**Hearing Devices.**”

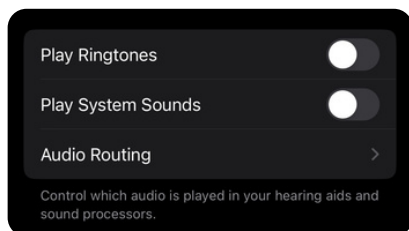


4) Your hearing aids should appear under “**MFI Hearing Devices.**” Select them by tapping the screen and your iPhone will ask you if you want to pair it. Press “**Pair**” when that pops up. It will ask you to pair it 2 times if you have 2 aids.



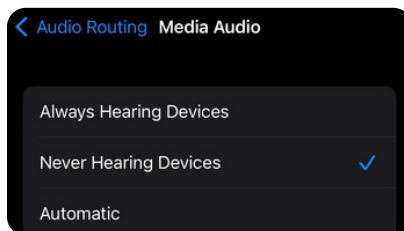
USEFUL TIPS

Turn off Play Ringtones

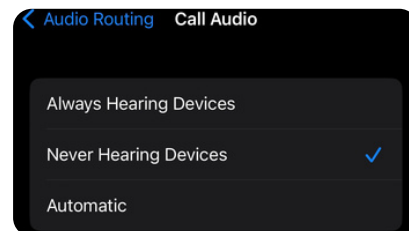


It is recommended to turn off Play Ringtones to prevent phone ringer sounds from playing in your hearing aids.

Press on Audio Routing



If you don't want Media & Music to stream on your hearing aids, switch to "Never."



If you don't want calls to stream on your hearing aids, switch to "Never."

If you are not seeing your Hearing Aids on your iPhone:

- If you have hearing aids with disposable batteries: Open and then close the battery door to "reset" the hearing aids.
- If you have rechargeable hearing aids: Place the hearing aids in the charger, count to 3, and then the aids are reset.
- Shut Down & Restart your iPhone: completely power it off and then wait 10 seconds and restart the phone, then the phone will look for the hearing aids.

How to Connect your Hearing Aids to your iPad:

If you are also connecting to an iPad, follow the same steps above. However, make sure the Bluetooth is "OFF" on the device you are not using and "ON" on the device you want to use. So, if you are using the Bluetooth on your iPad, turn off the Bluetooth on your iPhone.

Need more Bluetooth Help?

If you need more Bluetooth help, feel free to schedule an appointment or call the hotline connectivity number for your hearing aid manufacture:

- **OTICON:** 855-400-9766 | <https://www.oticon.com/support/how-to/connect-to-wireless-accessories>
- **RESOUND:** 888-735-4327 | <https://www.resound.com/en/help/connected>
- **WIDEX:** 844-497-8844 | <https://www.widex.com/en/blog/global/2022-03-how-to-pair-your-hearing-aids-with-a-smartphone/>
- **SIGNIA:** 800-350-6093 | <https://www.youtube.com/watch?v=MxMRkWoJejA>
- **STARKEY:** 800-328-8602 | <https://www.starkey.com/support/connectivity-and-pairing>



www.hearingsb.com

5333 Hollister Ave., Suite 165, Santa Barbara, CA 93111 | P: (805) 967-4200 | F: (805) 967-4227
2030 Viborg Rd., Suite 100, Solvang, CA 93463 | P: (805) 688-3100 | F: (805) 688-3799

